



Jennifer L. Henderson
 Schleicher County Treasurer
J.Henderson@co.schleicher.tx.us

Date: 1/22/2021
 To: Schleicher County Commissioners Court
 From: Jennifer L. Henderson
 Treasurer
 RE: Schleicher County Quarterly Investment Report
 Quarter Ending - 12/31/2020


In accordance with Government Code 2256, The Public Funds Investment Act and the Schleicher County Investment Policy the following Quarterly Investment Report is submitted for your review.


Investments have been made in compliance with Schleicher County's investment policy. It is the objective of the county to earn the maximum rate of return on its investments while maintaining strict adherence to the safety and liquidity of the investments as required by Schleicher County's investment policy.


The average rate of return on investments this quarter: 0.27% monthly

Cash Management earnings:		
Interest Income from FNC CDs	\$12,348.15	\$ 13,264.68
All Other Interest Income	\$ 916.53	
Certificates of Deposit interest earnings (accrued)		\$2,207.83
Total Interest Earned		<u>\$ 15,472.51</u>
Total Schleicher County Investment Funds Balance:		<u><u>\$ 5,709,900.73</u></u>

Respectfully Submitted,


 Jennifer L. Henderson, CIO, CCT
 Schleicher County Treasurer




 Charles Bradley, CIO
 Schleicher County Judge

*Accepted & Approved
 1-25-21*

Schleicher County
Quarterly Investment Report
4th Qtr 2020

CASH MANAGEMENT

ACCOUNTS	BALANCE AS OF 12/31/2020	INTEREST RATE	INSTITUTION
GENERAL FUNDS	1,183,861.15	0.10%	FNB/FNC
FNC-DREYFUS MONEY MARKET	1,764,278.60	0.20%	DREYFUS
FNB- MMIA	434,882.97	0.10%	FNB
TEXSTAR	3,074.13	0.0676%	JP MORGAN
SO LOGIC ACCOUNT	577,910.50	0.1504%	JP MORGAN
LOGIC SPECIAL SALES TAX	341,496.30	0.1504%	JP MORGAN
F/M LOGIC ESCROW	50,397.08	0.1504%	JP MORGAN
TOTAL CASH	\$ 4,355,900.73 \$		

13,264.68 Interest Earnings

DETAILS OF CERTIFICATES:
ACCOUNTS

	Purchase Price	PURCHASED DATE	Market Value as of 12/31/20	ACCRUED INTEREST	INTEREST RATE	MATURITY DATE
CD 2: 49254FAN6	125,000.00	2/28/2019	\$125,583.75	\$30.82	2.98%	2/6/2021
CD 6: 33847E2R7	128,000.00	6/18/2019	\$129,470.72	\$24.72	2.32%	6/28/2021
CD 7: 949763J98	138,000.00	9/16/2019	\$140,003.76	\$30.25	1.97%	9/27/2021
CD 3: 49228XAJ9	131,000.00	12/11/2019	\$133,160.19	\$129.21	1.77%	12/10/2021
CD 4: 39573LAK4	130,000.00	6/19/2020	\$130,245.70	\$26.71	0.24%	12/20/2021
CD 8: 46176PMY8	130,000.00	3/20/2020	\$131,924.00	\$409.59	1.23%	4/1/2022
CD 5: 06251A2H2	125,000.00	10/2/2020	\$125,238.75	\$64.38	0.19%	9/28/2022
CD: 48126YX24	160,000.00	12/7/2020	\$159,552.00	\$0.00	0.00%	3/31/2022
3 YR CD: 6169OUUF5	247,000.00	2/19/2020	\$255,711.69	\$1,492.15	1.69%	2/27/2023
CD: 94986T3U9	40,000.00	11/10/2020	\$40,348.00	\$0.00	0.00%	8/7/2023
TOTAL CDs	\$ 1,354,000.00		\$1,371,238.56	\$2,207.83		

Total Funds: \$ 5,709,900.73 \$2,207.83